



EURO PARLEMENT

STANISLAS CANNES | 2/13 AVRIL 2018

PREPARATION HANDBOOK

Last name:

First name:

Your European Deputy:

Your country:

Your Political group:

Committee:

Theme of your resolution:

1. Euro Parliament format

1.1 What is the Euro Parliament ?

The European Parliament (EP) conference is a simulation of the European Parliament in Strasbourg, taking place this year in the “Institute Stanislas”, in Cannes for its 8th session. It is open every year to students from 4^{ème}, 3^{ème}, 2nde, 1^{ère} ad Term. Approximately 300 students play the role of real Members of the European Parliament (MEP) and participate in parliamentary committees of 36 MEP. Each committee gathers less than 40 deputies which gives everyone ample opportunities to participate in.

All European member states and all European political groups are represented in the Euro Parliament.

The EP contains the following parliamentary committees (some are in French, others in Italian or in English):

1. Affaires Étrangères, Économie & Finances
2. Développement Durable, Droits de l’Homme & Éducation
3. Aff. Est., Economia & Finanza
4. Sviluppo Sostenibile, Diritti umani & Educazione
5. Foreign Affairs & Defence
6. Economy & Finance
7. Environmental Conservation & Sustainable Development
8. Human Rights & Education

Chairing and some of the preparation will be done by senior students with Euro Parliament’s experience.

1.2 What will you do during the EP?

Day 1

Morning: Opening Ceremony & Lobbying and Committees Session: political groups from various parliamentary committees’ meetings, preparation for the debate on the first topic of the Committee

Afternoon: Parliamentary Committees’ Meetings. Work on resolutions and debates.

Day 2

Morning: Parliamentary Committees’ Meetings: work on final resolution for the plenary session and translation in French for all the committees. Final political groups ‘lobbying: coordination of votes and political alliances

Afternoon: Plenary Session & Closing Ceremony

Opening Ceremony:

It gives the chairs of each parliamentary committee and each political group the opportunity of presenting their position on the various issues on the agenda.

Lobbying Session

This session allows deputies with resolutions on a similar topic to approach other MEP and other political position to merge their resolutions; in that case the two or more submitters become **co- submitters**. MEP should also garner support from other deputies, sometimes from another political group who then becomes **co-sponsors**. Each resolution must have a total of 5 **co-sponsors / co-submitters**. These meetings are very informal and MEPs speak to whomever they wish. The parliamentary procedure is then not observed.

Parliamentary Committees' Meetings

This is the forum for deputies to formally propose their resolutions. These resolutions may be amended, defeated or passed by a simple majority vote. These meetings are formal and Parliamentary Procedure is followed.

Political Groups' Meetings

This is the forum for various European political groups where MEPs from each Committee present their topics and projects of law. The President of the political group supervises the debates, gives advice on the work in the various parliamentary committees and organize a votes coordination for the plenary session.

Another important political groups meeting is before the plenary session: the MEPs should agree on their vote during the opening session and sometimes should open negotiations with another political group to obtain the majority for their resolution.

These meetings are informal and the MEPs can speak to whomever they want. These meetings are very important for the discussions in committees and then for the Plenary Parliamentary Session.

1.3 Being a good MEP!

As a MEP, you must:

- ✓ be well versed because you are a MEP!
- ✓ have a broad knowledge of your parliamentary committee and the topics on which the commission has to make laws;
- ✓ have a good understanding of the European Parliament, its purposes, practices and procedures;
- ✓ have skills involving speaking in public and listening to others' arguments;
- ✓ demonstrate the ability to negotiate, compromise.

As a MEP, your duty is to:

- ✓ respect the decision of the Chair always
- ✓ obtain the floor before speaking
- ✓ stand when speaking
- ✓ yield the floor when required to do so by the Chair
- ✓ be courteous always
- ✓ avoid the use of insulting or abusive language

2. MEP's (member of the Euro Parliament) preparation

2.1 Research

You should know more about

- the European Union,
- your country
- the European Parliament
- your political group

You have documents to fulfill (*see worksheets*).

In that aim, you can:

- ✓ contact the local embassy and especially your real MEP
- ✓ check newspapers and weekly magazines such as *Time Magazine*, *Courrier International*, *The Economist*, *Euro news*, *BBC News*
- ✓ use the website of the European Parliament:
<http://www.europarl.europa.eu/aboutparliament/en/00b3f21266/At-your-service.html>
- ✓ its TV channel "Europarl.TV": <http://audiovisual.europarl.europa.eu/>

2.2 Prepare a sample text on EACH issue of your committee and ONE resolution on your favorite issue

. It is essential to have good knowledge of the issues to be discussed in your parliamentary committee (*see list in appendix*).

. You **must have good informations and knowledge on each issue of your committee and be very aware of your political group's position on each issue. Therefore, you are expected to prepare:**

➤ **A sample text (general political text)** on each issue of your committee:

This preparation document is a text that clearly presents the strategy of a parliamentary group on the issues addressed by the commission. It is at first a summary of the issue and the EU's position on this issue and moreover of your political group's position with some political proposals for a European resolution.

This document allows the MEP to present at the request of the Committee Chairs his party's position. In addition, the document serves as a guide to help the MEP to maintain a guideline in its activities.

Here are some rules that will help you compose your sample text.


- 1. Your sample text should make at least a page and up to two pages in length single-spaced, font "Times New Roman" 10 points.
- 2. Always correctly identify your text. In the left corner, top, write the name of the country which you represent and the party you belong. It is not necessary to put your European deputy's name as your sample text will be that of your party and not your own.
- 3. Also enter the name of your committee and the theme and highlight them.
- 4. The first sentence of your document's preparation will be rather classical. The body of your paragraph on the subject should contain the following elements:
 - A general phrase on your party's position.
 - A development on this position. You can quote a European Treaty, the agreements that your party has supported in the past or any other relevant international document.
 - Some references to experiences of your country or the European Union.
 - A conclusion that mention once again the position of your party on the subject.
 - It is not necessary to have an overall conclusion.

- Remember that you should never use the first person in your document. You should instead use phrases such as: "the party... ", "our parliamentary group", the name of your party simply, etc... since the preparation document is a declaration of your party and not a reflection of your own opinion.

. You are expected to prepare a **draft resolution** on one of these issues and to be able to contribute meaningfully to the debate of resolutions on the other topics. → Choose your subject and write it on the first page of this guide

. You may be asked at any time to present your country's position and particularly your political group's position on the other issues and should come with a **policy statement** for each one.

➤ **A resolution on your favorite issue**

 **Be careful!!** Pay attention to the layout. Your resolution:

- ✓ Is to be typed in the proper format
- ✓ Must precise the authors of the resolution: the main author is called the "Submitter" and he can find 3 to 5 Co-submitters or Co-Sponsors before the conference or during the Lobbying Session.

What must content a resolution?

1- *Recognition and Investigation of the Need for Action*

After defining the problem, MEPs need to research the problem, investigate previous suggested solutions, relevant resolutions already passed by the European Parliament, current news articles, views of the country and political group they are representing.

2- *Finding a Solution*

It must be acceptable to all MEPs, and be examined from all angles: economic, military, political, social and environmental. Identify areas of compromise and develop a plan of actions that would be acceptable to the assigned European country.

3- *Justify Plan of Actions*

Be prepared to back up every point with facts. Have statistics and policy statements. Prepare a projected impact for the plan, both positive and negative, from all angles.

2.3 Examples of SAMPLE POSITION PAPER and RESOLUTION

➤ **Example of sample text:**

Committee: Economy and Finance

Issue: the modification of concessions in the schedules of the Republic of Bulgaria and Romania in the course of their accession to the European Union

Political Group: Alliance of Liberals and Democrats for Europe (ALDE)

EXPLANATORY STATEMENT

With the accession of Bulgaria and Romania, the European Union enlarged its customs union. Consequently, the EU was obliged under WTO rules (Article XXIV:6 of GATT 1994) to enter negotiations with WTO Members having negotiating rights in the schedules of any of the acceding Members for the purpose of agreeing on a mutually satisfactory compensatory adjustment to offset the increase in bound duties and the resulting meaningful losses.

Such adjustment is due if the adoption of the EU's external tariff regime results in an increase in tariff beyond the level for which the acceding country has bound itself at the WTO, whilst taking 'due account of reductions of duties on the same tariff line made by other constituents of the customs union upon its formation', as required by paragraph 6 of Article XXIV.

In order to meet the WTO requirements, two issues are addressed in the agreements. Firstly, the compensation of higher tariffs, for which the instrument most often used is the opening of country-allocated tariff rate quota or the increasing of existing one/s. Secondly, pre-accession erga omnes tariff rate quota of Bulgaria and Romania (not country allocated but open to the whole world) also needs to be added to the existing erga omnes tariff rate quota of the EU.

On 29 January 2007, the Council authorized the Commission to open negotiations with countries meriting compensation. Negotiations with the United States resulted in a draft Agreement in the form of an Exchange of Letters that was initiated by the EU side on 21 December 2011 and by the US side on 17 February 2012.

The products concerned in the EU-US compensatory Agreement are mainly poultry and pork meat as well as food preparations.

The Agreement on the new tariff rate quotas for these agricultural products will be implemented through an implementing Regulation to be adopted by the Commission.

The EU has so far concluded similar compensatory agreements with Cuba, Brazil, and - under Parliament's consent - Australia, New Zealand and Argentina. Another draft Agreement with China was initiated on 31 May.

Observations from the submitter (ALDE)

Your rapporteur welcomes the Agreement with the United States and believes the European Parliament should give its consent. The US has the right to have its previous trading rights restored, following their slight erosion due to the enlargement of the EU customs union with Romanian and Bulgarian EU accession.

Article XXIV:4 GATT rightly underlines that ...'the purpose of a customs union or of a free-trade area should be to facilitate trade between the constituent territories and not to raise barriers to the trade of other contracting parties with such territories'. This compensatory Agreement can therefore be seen as yet another sign of the EU's attachment to the multilateral rules-based trading regime, with the WTO at its centre.

In general terms, the enlargement of the EU has been positive for the WTO membership. In case the acceding countries had higher tariffs than the EU tariff, the gain was for the WTO membership. In the opposite case, where acceding countries had lower tariffs than the EU and then had to increase them, the EU would compensate the difference. Thereby, and overall, WTO members have gained.

The Commission has rightly chosen the increase of the tariff rate quotas as the instrument of compensation for US products involved, tariff rate quotas being the most targeted way of compensating losses.

The EU and the United States will notify each other of the completion of their internal procedures for the entry into force of the Agreement. The Agreement will enter into force 14 days after the date of receipt of the date of the latest notification. Your rapporteur hopes that our partner country will equally complete its internal procedures without delay so that producers will soon benefit from restored market access.

➤ Example of resolution

Forum: 8th Euro Parliament Session

Parliamentary Committee: Foreign Affairs and Defense

Submitters: Charles Tannock, Adam Bielan, Roberts Zileon behalf of the ECR Group

European Parliament resolution of 12 December 2013 on organ harvesting in China

The European Parliament,

- having regard to its resolutions of 7 September 2006 and 14 March 2013 on EU-China relations, of 13 December 2012 on the annual report on Human Rights and Democracy in the World 2011 and the European Union's policy on the matter, of 16 December 2010 on the Annual Report on Human Rights in the World 2009 and the European Union's policy on the matter, and of 19 May 2010 on 'the Commission Communication: Action plan on Organ Donation and Transplantation (2009-2015): Strengthened Cooperation between Member States',
- having regard to the Charter of Fundamental Rights of the European Union of 18 December 2012, in particular Article 3 thereof on the right to the integrity of the person,
- having regard to the hearings of 21 November 2009, 6 December 2012 and 2 December 2013 by the Subcommittee on Human Rights and to the respective testimonies of former Canadian Secretary of State for Asia-Pacific David Kilgour and human rights lawyer David Matas on the large-scale organ harvesting carried out on unwilling Falun Gong practitioners in China since

2000,

- having regard to the Convention against Torture and Other Cruel, Inhuman or Degrading Treatment or Punishment, ratified by China on 4 October 1988,
- having regard to Rules 122 and 110 of its Rules of Procedure,

A. whereas the People's Republic of China performs more than 10 000 organ transplants per year and 165 Chinese organ transplant centers advertise that matching organs can be found within two to four weeks, yet as things stand China does not have an organized or effective public system of organ donation or distribution; whereas the organ transplant system in China does not comply with the World Health Organization's requirements for transparency and traceability in organ procurement pathways, and whereas the Chinese Government has resisted independent scrutiny of the system; whereas voluntary and informed consent is a precondition for ethical organ donation;

B. whereas the People's Republic of China has extremely low rates of voluntary organ donation owing to traditional beliefs; whereas in 1984 China implemented regulations that permitted the harvesting of organs from executed prisoners;

C. whereas the Government of the People's Republic of China has failed to account adequately for the sources of excess organs when information has been requested by the former United Nations Special Rapporteur on torture and other cruel, inhuman or degrading treatment or punishment, Manfred Nowak, and by Canadian researchers David Matas, a human rights attorney, and David Kilgour, the former Canadian Secretary of State for Asia-Pacific;

D. whereas Huang Jiefu, Director of the China Organ Donation Committee and former Vice-Minister of Health, stated at the Madrid Conference on Organ Donation and Transplantation in 2010 that over 90 % of transplant organs extracted from deceased donors came from prisoners executed in China, and has said that by mid- 2014 all hospitals licensed for organ transplants will be required to stop using organs from executed prisoners and only to use those voluntarily donated and allocated through a fledgling national system;

E. whereas the People's Republic of China has announced its intention of phasing out the harvesting of organs from executed prisoners by 2015, as well as the introduction of a computerized organ allocation system known as the China Organ Transplant Response System (COTRS), thereby contradicting its commitment to the effect that all hospitals licensed for organ transplants will be required to stop using organs from executed prisoners by mid-2014;

1. Expresses its deep concern over the persistent and credible reports of systematic, state-sanctioned organ harvesting from non-consenting prisoners of conscience in the People's Republic of China, including from large numbers of Falun Gong practitioners imprisoned for their religious beliefs, as well as from members of other religious and ethnic minority groups;
2. Stresses that phasing out the harvesting of organs from executed prisoners only by 2015 is not acceptable; calls on the Government of the People's Republic of China to end immediately the practice of harvesting organs from prisoners of conscience and members of religious and ethnic minority groups;
3. Calls for the EU and its Member States to raise the issue of organ harvesting in China; recommends that the Union and its Member States publicly condemn organ transplant abuses in China and raise awareness of this issue among their citizens travelling to China; calls for a full and transparent investigation by the EU into organ transplant practices in China, and for the prosecution of those found to have engaged in such unethical practices;
4. Calls on the Chinese authorities to respond thoroughly to the requests of the UN Special Rapporteur on torture and other cruel, inhuman or degrading treatment or punishment and the UN Special Rapporteur on freedom of religion or belief asking the Chinese Government to explain the sources of extra organs following the increase in the number of organ transplant operations, and to allow them to investigate on organ transplant practices in China;
5. Calls for the immediate release of all prisoners of conscience in China, including Falun Gong practitioners;
6. Instructs its President to forward this resolution to the Council, the Commission, the Vice-President of the Commission / High Representative of the Union for Foreign Affairs and Security Policy, the EU Special Representative for Human Rights, the United Nations Secretary-General, the United Nations Human Rights Council, the Government of the People's Republic of China and the Chinese National People's Congress.

2.4 Prepare your speeches

After reading their resolutions, MEPs are expected to present it in a speech. The recommended format is:

- A. **Attention.** This is your introduction. Effective types of introductions can be dramatic stories emphasizing need, quotations, or proverbs. If the speaker cannot command attention from the beginning, the rest of the speech is lost.
- B. **Need.** The speaker must convince the audience of the need for action and the need to follow their suggestions. Include three of four major needs, each one supported by at least two or three sub-points containing facts, statistics, or policy statements or events emphasizing the need.
- C. **Evidence.** More facts or supporting evidence to guide the audience and bring them to the conclusion that the need is evident and calls for action.
- D. **Solution.** Present the solution to the need point by point. If the audience does not understand the plan, they will not support it.
- E. **Feasibility/ Action.** Provide evidence that the plan of action can and will work. Take each need (See B) and show how the plan satisfies the need.

CONCLUSION

Before arriving at the EP session, all students should be able to express their basic knowledge of the EU, its procedures, their assigned countries and their role in the world today. Remember all member states, no matter how small or large they are, have a role to play in the EU!

Appendix: EU political groups

The Members of the European Parliament sit in political groups – they are not organized by nationality, but by political affiliation. There are currently **8 political groups in the European Parliament**.

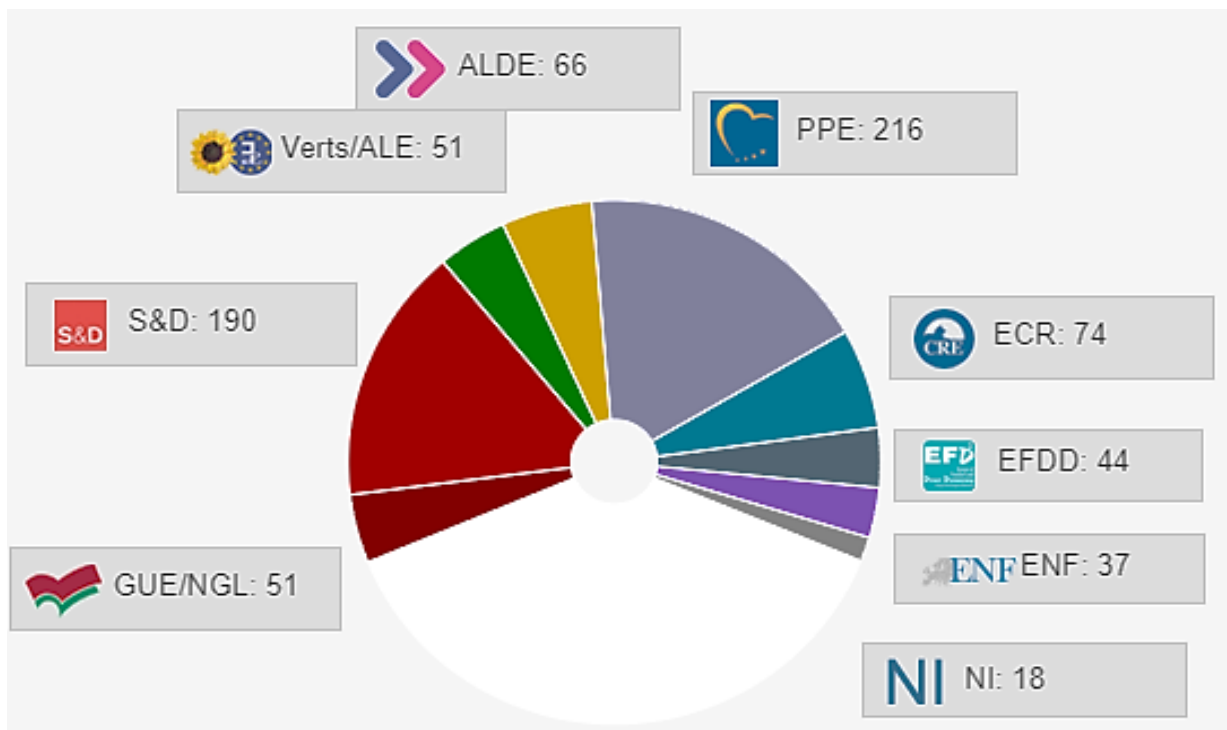
Each takes care of its own internal organization by appointing a chair, a bureau and a secretariat.

The places assigned to Members in the Chamber are decided by political affiliation, from left to right, by agreement with the group chairman.










25 Members are needed to form a political group, and at least one-quarter of the Member States must be represented within the group. Members may not belong to more than one political group.

Some Members do not belong to any political group and are known as non-attached Members.

The position adopted by the political group is decided by a discussion within the group. No Member can be forced to vote in a particular way.



GUE/NGL	PES/ S&D	Greens/ EFA /ALE	ALDE/ ADLE	EPP/ED/ PPE	UEN/ECR	IND/DEM/ EFD	ENF/ENL	NI
European United Left / Nordic Green Left	Party of European Socialists	The Greens /European Free Alliance	Alliance of Liberals and Democrats for Europe	European's People Party / European Democrats	Union for Europe of the Nations	Independence/ Democracy Group -Europe of Freedom	Europe of Nations and Freedom	Non-Attached

									Total
EPP 28.8 %	S&D 25.2 %	ECR 9.9 %	ALDE 9.0 %	GUE/ NGL 6.9 %	Greens/ EFA 6.8 %	EFDD 5.6 %	ENF 5.3 %	NI 2.5 %	Total 100 %

Each political group care of its own internal organization by appointing a chair (or two co-chairs in the case of some groups), a bureau and a secretariat.

The places assigned to Members in the Chamber are decided by political affiliation, from left to right, by agreement with the group chairmen.

Before every vote in plenary the political groups scrutinize the reports drawn up by the parliamentary committees and table amendments to them.

The position adopted by the political group is arrived at by discussion within the group. No Member can be forced to vote in a particular way.

-  [Group of the European People's Party \(Christian Democrats\)](#)
-  [Group of the Progressive Alliance of Socialists and Democrats in the European Parliament](#)
-  [European Conservatives and Reformists Group](#)
-  [Group of the Alliance of Liberals and Democrats for Europe](#)
-  [Confederal Group of the European United Left - Nordic Green Left](#)
-  [Group of the Greens/European Free Alliance](#)
-  [Europe of Freedom and Direct Democracy Group](#)
-  [Europe of Nations and Freedom](#)
- **NI-NA** Non-attached MEP

Appendix: Leaders of the European Union



President of the European Parliament
Antonio Tajani (Italy)
Mandate: January 2017- August 2019 (2 1/2 years)
Elected by all MEP



President of the European Council
Donald Tusk (Poland)
Mandate: June 1st, 2017- November 30th, 2019
(2 1/2 years)
Appointed by national leaders (Heads of State or
Government of the countries of the EU)



President of the European Commission
J.C Juncker (Luxemburg)
Mandate: November 2014- November 2019
(5 years)
Chosen by national leaders (Heads of State or
Government of the countries of the EU) and elected by
the European Parliament



High Representative of the Union for Foreign
Affairs and security policy
Frederica Mogherini (Italy)
Mandate: November 2014- November 2019
(5 years)
Appointed by the European Council with the agreement
of the President of the European Commission



Appendix: Evaluation of the resolutions

RESOLUTION ASSESSMENT FORM

Submitter: _____

The Question

of _____

THIS RESOLUTION PASSES FAILS

If a resolution fails, the reasons for its failure are checked below. A failed resolution should be revised and re-submitted at the earliest possible time.

- Pages should be numbered correctly; "Page 1 of 2"
- The name of the forum must be displayed at the left hand side e.g. FORUM : 8th EP Conference
- The name of the committee must be displayed at the left hand side e.g.
COMMITTEE: Foreign Affairs
- The name of the submitter/co-submitters must be displayed at the left hand side e.g. SUBMITTER:
- The title must be written in CAPITAL LETTERS: THE QUESTION OF ...
- The resolution must begin by the organ: *the European Parliament*,
- Acronyms and abbreviations are written in full the first time they are used in a resolution.
- The initiating phrases of all preamble and operative clauses must be underlined.
- Only clauses from the Initiating Phrases LIST will be accepted.
- Each clause, whether preamble or operative must be indented.
- The operative clauses must be numbered.
- Sub clauses are lettered: a), b), c), etc. Sub-sub-clauses numbered: i), ii), iii), etc.
- All perambulatory clauses must be separated by a comma.
- All operative clauses must be separated by a semi-colon.
- The resolution must end with a full stop.
- There is a line between each clause.
- The resolution must not be more than two pages long. (If it could be reduced to one page, it should be returned to the school for reformatting).

Appendix: Resolution initiating phrases

PREAMBULATORY CLAUSES

Affirming	Desiring	Having heard
Alarmed by	Emphasizing	Having received
Acknowledging	Expecting	Having studied
Approving	Expressing its appreciation	Keeping in mind
Aware of	Expressing its position	Noting further
Believing	Expressing its satisfaction	Noting with appreciation
Bearing in mind	Fulfilling	Noting with approval
Confident	Fully alarmed	Noting with regret
Congratulating	Fully aware	Noting with satisfaction
Contemplating	Fully believing	Observing
Convinced	Further deploring	Pointing out
Declaring	Further recalling	Reaffirming
Deeply concerned	Guided by	Realizing
Deeply conscious	Having adopted	Referring
Deeply convinced	Having considered	Seeking
Deeply regretting	Having considered	Taking into account
Deploring	Having examined	Welcoming

OPERATIVE CLAUSES

Accepts	Encourages	Recommends
Affirms	Endorses	Regrets
Approves	Expresses its appreciation	Requests
Asks	Expresses its hope	Resolves
Authorizes	Further invites	Seeks
Calls for	Further proclaims	Strongly affirms
Calls upon	Further recommends	Strongly condemns
Condemns	Further requests	Strongly urges
Congratulates	Further resolves	Suggests
Confirms	Hopes	Supports
Declares accordingly	Invites	Trusts
Deplores	Proclaims	Transmits
Designates	Proposes	Urges

Appendix: Modes of address for a speech

All speeches should begin with: "Mr. (or Madam) Chairman, ladies and gentlemen of the European Parliament..."

All references to other speakers should be in the third person: "Is the speaker aware that..." and never "Do you think..." and within a speech, a speaker should not say: "Mike, you said..." but: "As my (dear, learned,) colleague, Member of the European Parliament has told the house..."

Phrases to be used by members of the house:

- M. /Madam Chairman...
- I request the floor.
- I wish to have the floor.
- I rise to a point of information/point of order.
- I wish to speak in favor of / against this motion/resolution/amendment because...
- Is the Chair/the speaker (not) aware that.
- Does the speaker (not) agree with me that...
- The speaker stated in his speech... Does he (not) realize that...
- I yield the floor (to points of information).
- I move to amend the resolution by striking/inserting/adding the words...
- I urge the Parliament to give me its support by voting for/against this motion/resolution/ amendment.

Appendix: Dress code

Students involved in the EPE session are expected to dress in **professional business attire** each day. Advisors are also expected to dress in professional business attire throughout the conference though not necessarily so formally as the students.



Any students found to be **wearing inappropriate clothing will be asked to change** into something more suitable before being allowed to participate in the EP session.

	BOYS	GIRLS
ACCEPTABLE	<ul style="list-style-type: none"> . dress shirt (can be long sleeve or short sleeve) . tie (appropriately tied, should not be worn loosened around the neck) . full-length dress trousers . dress shoes . suit coat (optional) . hair must be neatly combed 	<ul style="list-style-type: none"> . women's business suit with skirt/slacks, blouse and jacket . professional dresses . skirt/blouse combinations . slacks and blouse combinations . dress shoes, sandals . scarves as part of a professional ensemble or head-dress . head coverings are fine if worn for religious purposes or as part of a national costume of the female's home country or the country being represented . hair must be properly tied
UNACCEPTABLE	<ul style="list-style-type: none"> . jeans, corduroy or any kind of denim trousers . sneakers . baseball caps . any other type of hat (unless worn for religious purposes or as part of the national dress of home country being represented) . un-tucked shirts (shirts are expected to be tucked in at all times) . shorts of any type . t-shirts of any type worn as the primary shirt (t-shirts worn under a dress shirt are fine) . 'sagging' trousers - all trousers should be belted at waist level 	<ul style="list-style-type: none"> . jeans, corduroy or any kind of denim trousers, skirt or jacket . sneakers . hats, berets, bandanas . very tight, form fitting trousers . trousers with studs, embroidery, or any other type of applied designs . 3/4 trousers . miniskirts . low cut blouses . blouses that are very tight/form fitting . shorts of any type . tops that reveal a bare midriff . T-shirts of any type

Worksheet : the EU identity card

Flag (draw it)	European anthem	Motto
	Europe Day	Number of inhabitants
	The biggest country of EU is	The smallest country of EU is

👉 On this map, write in red the name of the **6 founding states**, in blue the name of the **other current member states**, in black the name of **the last country** which joined the European Union in 2013



Timeline of the EU

👉 You have to retrace the main stages of the European creation.

1. Go to the website: <http://news.bbc.co.uk/2/hi/europe/3583801.stm>
2. Complete these events or dates with the appropriate answer
3. Give few details about each date

..... : The Schuman Declaration

1951:

..... : Treaty of Rome

1960:

..... : Britain, Denmark, Ireland apply to join the EEC

..... : De Gaulle vetoes British membership

1973:

1979:

..... : Greece member

1986:

..... : Single European Act

..... : Maastricht

1993:

..... : Schengen

..... : Amsterdam Treaty

2002:

2004:

..... : reject of the constitution

..... : Brake to the Turkish membership

2007:

2013 :

2014:

2016 :

2017



WHAT IS the EUROPEAN UNION?

© Website: http://europa.eu/index_en.htm

1) What is the EU?

2) What are its purposes?

3) A union based on a succession of treaties:

Date of the founding Treaty of origin:

the founding Treaty for EU:

Remodeling Treaties of institutions:

4) Area:

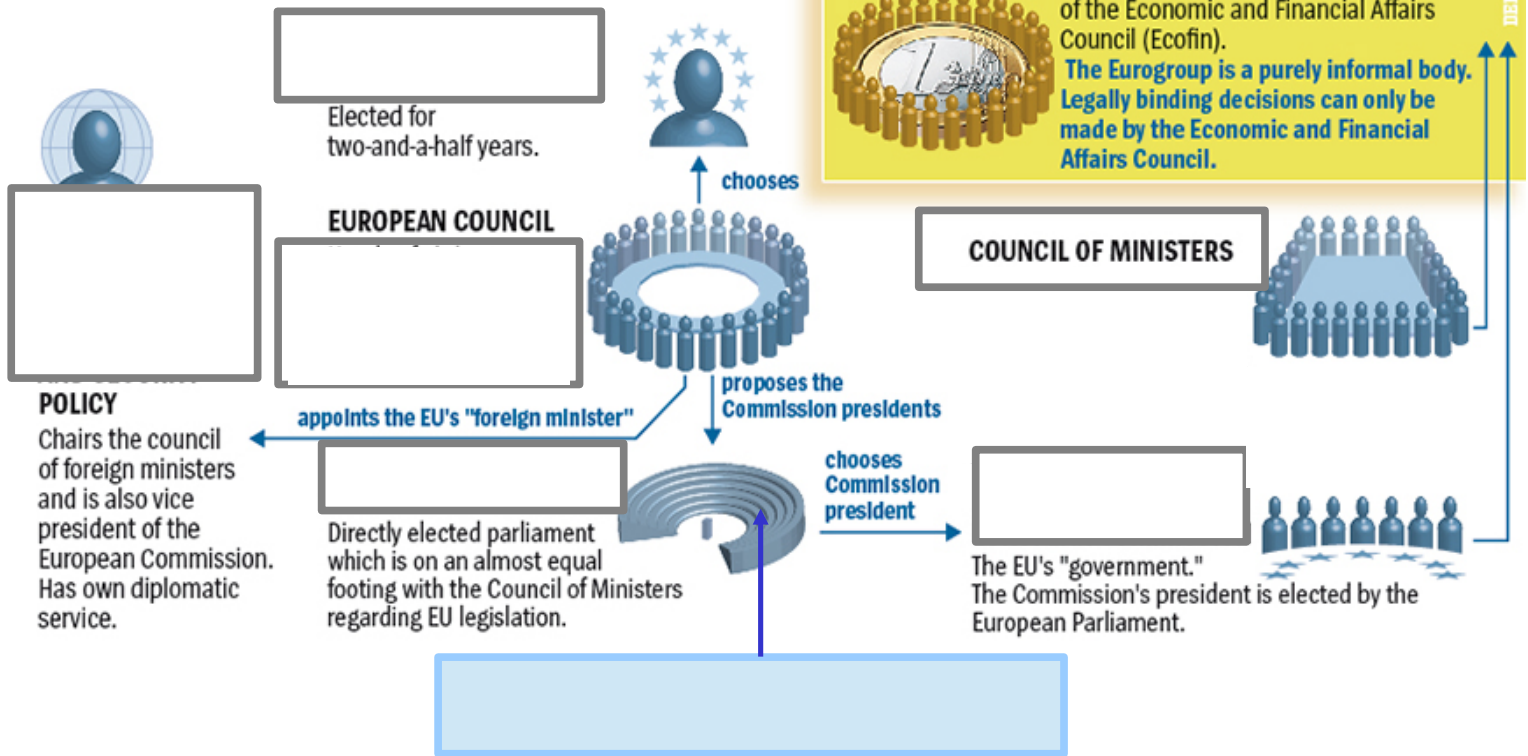
Inhabitants:

5) Symbols and their meaning:

- Flag:
- Anthem:
- Official currencies:
- Europe Day:
- Motto:
- Official languages:
- Founding personalities:
- Main stages of the European Union process:

The EU's Institutions

following the Lisbon Treaty reforms



👉 With the help of the Internet, complete this scheme and the charts on the other pages



* **The European Institutions and bodies:** http://europa.eu/about-eu/institutions-bodies/index_en.htm
Present briefly each UE Institution (name, office residence, designation, composition and role)



The European Parliament: how does it work?

- ◆ Official Seat ?
- ◆ When are the Plenary Sessions –Setting Agenda?
- ◆ What is a Plenary Session?
- ◆ How many Members of European Parliament (MEP)?
- ◆ How are the MEP elected?
- ◆ For how long ?
- ◆ How many MEP for each member country?
- ◆ How many French MEP ?
- ◆ How many European districts in France?
- ◆ What are the powers of the European Parliament? What kind of decision can it take?
- ◆ What does mean «codecision »? Explain it
- ◆ By which countries does the Presidency of EU during 2017 and 2018 be assumed?
- ◆ Why does this rotating Presidency system exist?



Identity worksheet on your European political group

 Use the official website of your political group to complete this chart :

- Group of the European People's Party (Christian Democrats): <http://www.eppgroup.eu/>
- Group of the Progressive Alliance of Socialists and Democrats in the European Parliament: <http://www.socialistsanddemocrats.eu/>
- Group of the Alliance of Liberals and Democrats for Europe: <http://www.alde.eu/>
- Group of the Greens/European Free Alliance: <http://www.greens-efa.eu/>
- European Conservatives and Reformists Group: <http://ecrgroup.eu/>
- Confederal Group of the European United Left - Nordic Green Left: <http://www.guengl.eu/>
- Europe of Freedom and Democracy Group: <http://www.efdgroupp.eu/>
- Europe of Nations and Freedom: <http://enfgroup-ep.eu/>

Name of your political group	Acronym	Political affiliation <input type="checkbox"/> Left <input type="checkbox"/> Right <input type="checkbox"/> Centre	Number of MEP
What do your group think about...			
Foreign affairs and Defence			
Economics and global trade policy			
Agriculture and industry			
Environment, sustainable development & public health policy			
Social policy, human rights, justice, education and culture			

Worksheet: Your country



Go to this website: http://europa.eu/about-eu/countries/index_en.htm

- ✓ Choose your country
- ✓ Complete its identity card
- ✓ Don't forget to click on this useful link: "Country facts for children - Kids' Corner" even if you are not a kid anymore!...

Name of the country:

Year of EU entry:

Capital city:

Total area:


Population:


Currency:

Form of government:

Official language:

Religion:



This is the flag of my country 

Geographical features:

.....

.....

.....

.....

.....

.....

Main facts in history... ..

.....

.....

.....

.....

.....

.....

Some main cultural features:

.....

.....

Worksheet - Preparing your sample texts and your draft resolution

Preparing your samples texts and resolution

1. Build a group of 2 or 3 MEP from the same commission,
2. Spread out the work to prepare your sample texts
3. Search information on the topic and on your political group's position on that question
4. Put shape your sample texts
5. Choose a subject for your resolution; you would have to defend it in the plenary session
6. You can constitute a group with 2 or 3 MEP to present and defend your resolution
7. Search information on it and propose a summary of it with the most important facts,
8. Prepare your arguments to defend your resolution in front of the Parliament,
9. Write with right formatting your resolution
10. Choose a submitter who will present the resolution in the session.

Preparing to debate:

1. Read carefully the resolutions proposed by the other MEPs,
2. Prepare a list of questions and arguments in favor or against this resolution,
3. With your group, define what your position will be during the debate.

The debate

1. Listen carefully to the MEP presenting his resolution,
2. Ask your questions and debate in the respect of each other,
3. Vote for or against the resolution.



Your notes and researches:

Committee Question 1	Sample text 1 - Title
Summary of the issue and importance for the EU	
Position of the European political group on this topic	
The defended point of view and the proposals of the political group	

Committee Question 2	Sample text – Title
Summary of the issue and importance for the EU	
Position of the European political group on this topic	
The defended point of view and the proposals of the political group	

Committee Resolution	Draft resolution – Title
Existing texts and real proposals	
<p>Preambulatory clauses</p> <p>(Uppercase letter + verb in the present participle for each clause)</p>	
<p>Proposals for operative clauses</p> <p>(Numbers + verb in the present for each proposed clause)</p>	

 Your speech for your draft resolution

Themes of the various committees (2018)

1. Commission Affaires étrangères, Économie & Finances

- Enjeu et conséquences du Brexit : quelles relations entre l'UE et le Royaume-Uni ?
- Menace commune : Comment l'UE peut-elle combattre efficacement le terrorisme ?
- Croissance économique : Quelle politique efficace de soutien à la croissance de l'UE faut-il instaurer ?

2. Commission Développement Durable, Droits de l'Homme & Éducation

- L'Arctique : Comment l'UE peut-elle agir pour protéger la région ?
- Intelligence artificielle et Robots : Comment réglementer les innovations de la robotique et de l'intelligence artificielle ?
- Droits de l'Homme : Quelle politique commune devrait être mise en œuvre pour protéger les enfants des abus sexuels et actes pédophiles ?

3. Commissione Affari esteri, Economia & Finanza

- L'impatto e le conseguenze del Brexit : decisioni sul futuro delle relazioni UE-Regno Unito
- Una minaccia comune : Come può l'Unione europea in modo efficiente lottare contro il terrorismo ?
- Crescita economica : Quale efficace politica di sostegno alla crescita dell'UE dovremmo presentare ?

4. Commissione Sviluppo sostenibile, Diritti umani & Educazione

- L'Arctico : Come l'UE può agire per proteggere la regione?
- Intelligenza artificiale e robotica : Come regolare le innovazioni nel settore della robotica e intelligenza artificiale?
- Diritti umani : Quale politica comune dovrebbe essere attuata per proteggere i bambini dagli abusi sessuali e atti di pedofilia?

5. Foreign Affairs & Defence Committee

- Impact and consequences of the Brexit: What kind of relations EU and UK?
- Common threat: How can the EU effectively fight terrorism?

6. Economy & Finance Committee

- Economic growth: What effective policy of support for the growth of the EU should be implemented?
- EU and Russia: What kind of economic and trade relations between EU and Russia?

7. Environmental Conservation & Sustainable Development Committee

- The Arctic: How can the EU act to protect the region?
- Combatting climate change: how to implement an effective and common European policy?

8. Human Rights & Education Committee

- Artificial intelligence and Robots: How to regulate the innovations of Robotics and artificial intelligence?
- Human Rights: What specific European common policy should be decided to protect children from sex abuse and paedophile acts?

- ✚ To find some informations and make your researches use official websites:
the European Parliament: <http://www.europarl.europa.eu/news/en>
the European Commission: https://ec.europa.eu/commission/index_en

😊 **Good luck for your preparation work!**



👍 **See you at the *Plenary Session of the Euro Parliament***
On April 12th -13th 2018
Institute Stanislas Cannes

